



TMBAM Asset

Management Co., Ltd.

Which certified by CAC

TMB China Opportunity Fund

TMBCOF

Equity Fund

Feeder Fund

Fund investing primarily offshore with foreign investment related risks



What are you investing in?



Who is the Fund suitable for?



What are the key risks of the Fund?



Asset allocation of the Fund



Fees and Charges



Fund performance



For further information

Investment in mutual Funds is not a money deposit.



What are you investing in?

1.1 Investment Policy

1. Underlying asset

- TMB China Opportunity Fund will mainly invest in an off-shore mutual fund (master fund),UBS (Lux) Equity Fund–China Opportunity (USD) Share Class I-A1-acc, not less than 80% on accounting-year average of net asset value and are listed on the Luxembourg Stock Exchange and invest in USD.

2. Master fund's investment policy

UBS (Lux) Equity Fund – China Opportunity (USD) invests at least two-thirds of its assets in equities and other equity shares of companies that are either domiciled in or with their main business in China.

Investors can view more Master Fund Information at www.ubs.com

1.2 Management Style

1.TMB China Opportunity Fund aims to achieve return reflecting the performance of the master fund. (passive management)

2.UBS (Lux) Equity Fund – China Opportunity (USD)(master fund) applies an active management strategy.



Who is the Fund suitable for?

1. Investor who can take a risk from principle reducing compare with the opportunity to receive return that is much more than receive return from fixed income investment

2. Investor who wish to invest in a broadly diversified portfolio of shares in companies that are either domiciled in or with their main business in China

This fund is not suitable for:

1. Investor who need to use money in short-term period

2. Investor who can not take a risk from principle reducing



For further clarification on this investment policy and potential risks, what should you do?

- Read the full prospectus or seek advice from the management company or its appointed selling agents.
- Do not invest without sufficient understanding on the characteristics and risks of this Fund.



What are the key risks of the Fund?

Warnings & Recommendation

1. This fund has no capital protection scheme.

2.This mutual fund's investment is highly concentrated in China and therefore investors should consider diversify the risks in their portfolio.

3.The investment of TMB China Opportunity Fund in UBS (Lux) Equity Fund–China Opportunity (USD) is mainly denominated in USD, so, in order to reduce such FX translation risk,TMB China Opportunity Fund may enter into FX swap and/or forward or futures to hedge currency risk exposures, depending on fund manager's discretion .The Fund is not fully hedge a foreign exchange risk the investors may lose or gain value from foreign exchange that has not been hedged, or may receive return less than their initial investments.

4.UBS (Lux) Equity Fund–China Opportunity (USD) may invest unlisted securities and/or non-investment grade securities and/or Unrated securities more than the SEC's investment limit

5.TMBAM has an objective not to offer its fund units to or for the benefit of

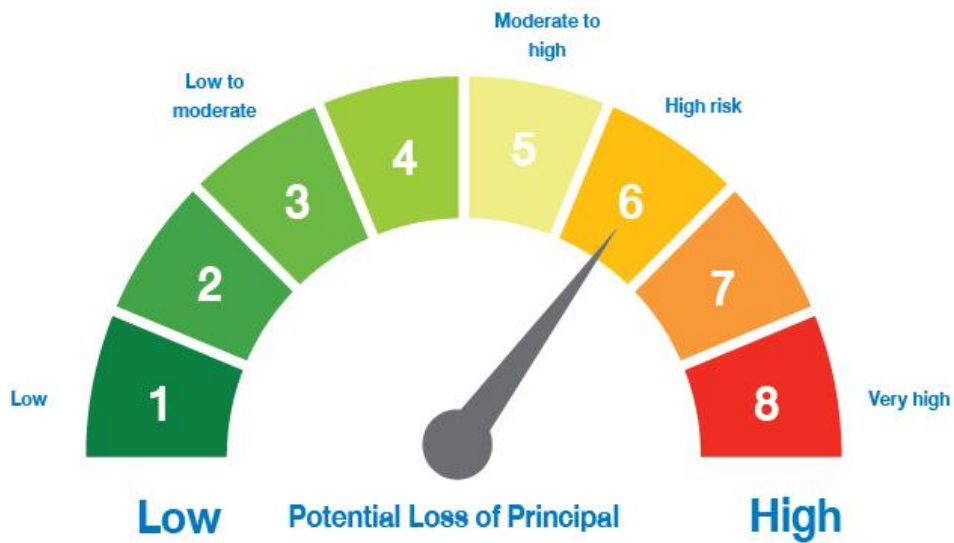
- 1) citizens of the USA or residents of the USA [including the territories of or occupied/controlled by the USA] including those who hold US passports or greencards ,
- 2) Legal entities organized under the US law including company,Limited Partnership,etc, as well as the branch of such entities,
- 3) organizations belonging to the US Government in the USA and outside the USA,
- 4) investors who contact or receive information or place order related to TMBAM's fund or pay/receive payment with respect to TMBAM's fund in the USA. This also includes investors who use the agent/manager in the USA to perform such functions, and
- 5) the assets (such as private fund/trust) of the aforesaid persons or legal entities in 1-4. As such, TMBAM reserve its right to deny or restrain

subscription,allocation and/or transfer its fund unit for the above-mention investors,whether directly or indirectly.

6.In the event that the Management Company has entered into an obligation or agreement with a foreign state and/or the government of a foreign state or if it is required to comply with a law or a regulation of a foreign state regard-less of the effective date of such obligation (e.g. the United States Foreign Account Tax Compliance Act (FATCA)), the Unitholder(s) acknowledge and agree that the Management Company may act or perform its obligation according to the relevant law and/or regulation to which the Management Company is subject, including but not limited to disclosing information of the Unitholder(s) or withholding and withholdable payment payable to the Unitholder(s),and may act or perform any other action necessary for complying such relevant Thai and foreign law and/or regulation to which the Management Company is subject, and shall provide any information,document, and consent to Management Company upon request in performing such duty.

*For further information at www.tmbameastspring.com


Risk Spectrum of the Fund



Explanation of Risk

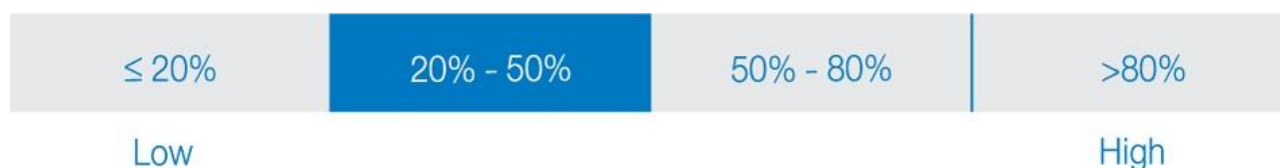
- market risk

standard deviation : SD



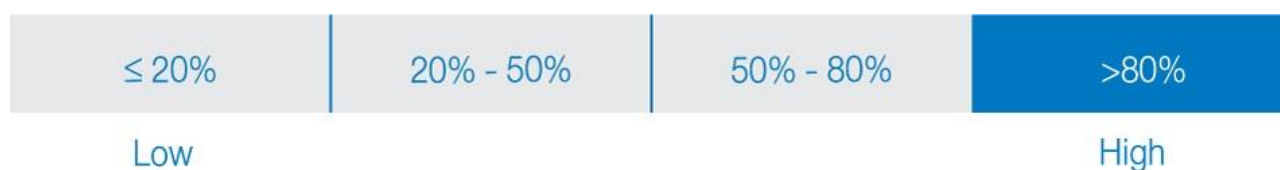
Market Risk means the risk that the values of securities which the Fund has invested may increase or decrease due to outside factors such as economic/ investment situations, political factors both internally and internationally which could be considered from the Standard Deviation (SD) of the Fund. If the Fund has a high SD, it is an indicator that the Fund has high a fluctuation from the changes in the prices of securities.

High sector concentration risk



Remark : The concentration occurs among Consumer Discretionary

High country concentration risk



Remark : Remark : The concentration occurs among CHINA

- exchange rate risk



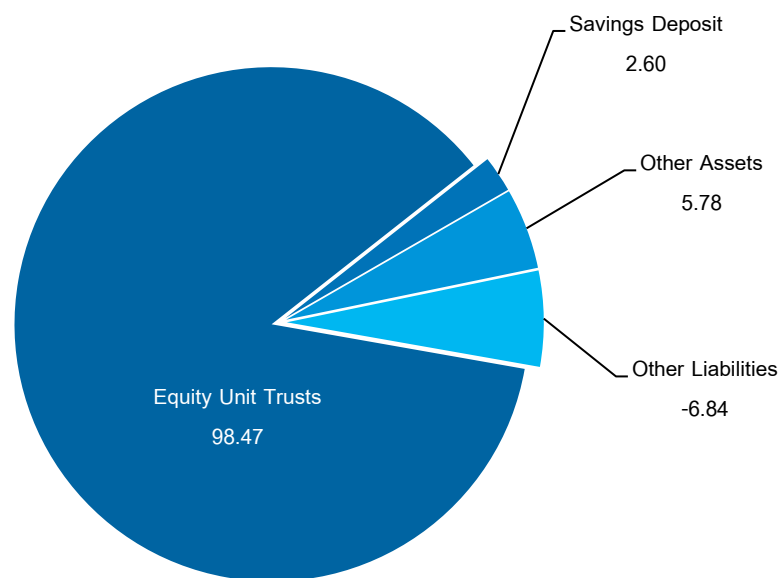
Currency Risk is the possibility that changes in exchange rate will affect the value of investment units. For example, if a mutual fund invests in securities denominated in US Dollar during Thai Baht depreciation and the units are subsequently sold when Thai Baht appreciates, the mutual fund will receive lower return in Thai Baht. On the other hand, if the same fund invests in securities denominated in US Dollar during Thai Baht appreciation and the units are subsequently sold when Thai Baht depreciates, the mutual fund will receive higher return in Thai Baht. Therefore, currency hedging techniques as follows are key tools to manage such risk.

- Hedging at discretion of the fund manager: Investors may be exposed to currency risk because it is the discretion of the fund manager whether to use a currency hedging technique.

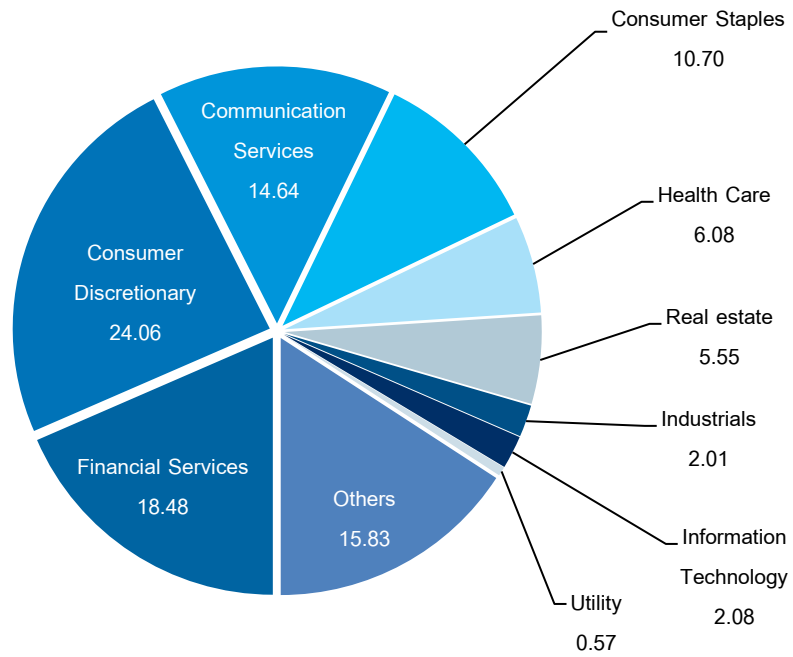
* For further information at www.tmbameastspring.com



Asset allocation of the Fund (% of NAV)



date as of 31 August 2020



Master Fund Information as of 31 July 2020

Top Five Holdings (% of NAV)

NAME	% Of NAV
UBS (Lux) Equity Fund – China Opportunity (USD)	98.47

Information as of 31 August 2020

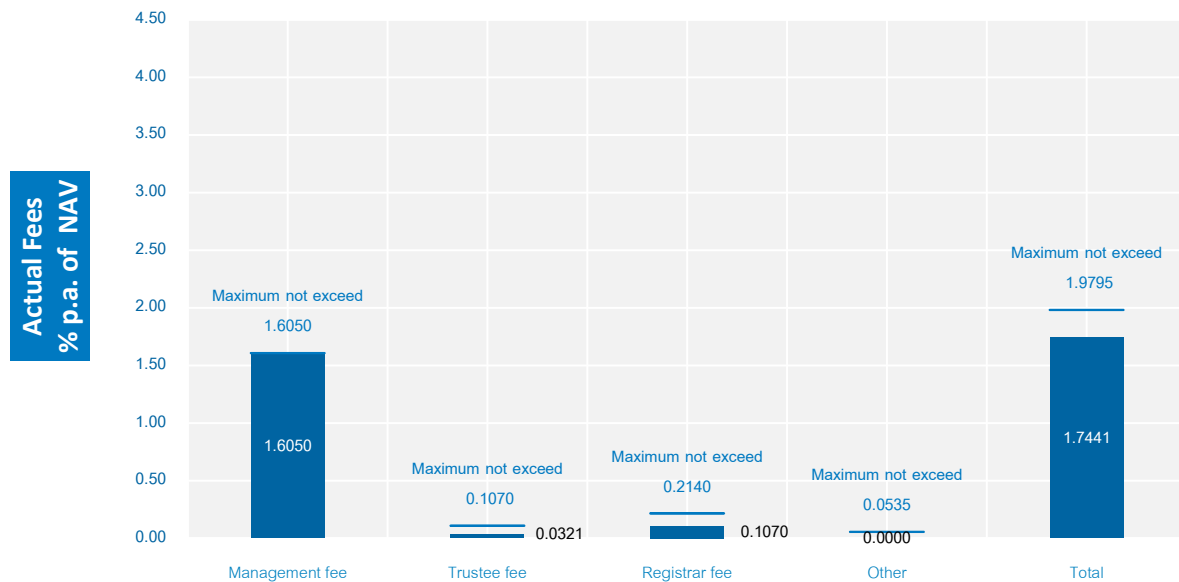


Fees and Charges

* Fees affect the return on investment, investors should consider such fees before making an investment decision *

Fees Charged to the Fund (% of NAV)

Fees Charged to the Fund



More explanation :

1. Fees charged to the fund (As % per annum of total asset value deducted by total liabilities except for Management fee, Trustee Fee and Registrar Fee) (including VAT)
2. Any other expenses are an expectable expenses
3. Historical fee charged for the past 3 years can be found at <https://www.tmbameastspring.com/funds/mutual-funds>

Fees Charged to Unitholders (% of transaction amount)

Details	Maximum Charge	Actual Charge
Front-end Fee / Switching in Fee	1.50	1.50
Back-end Fee / Switching out Fee	None	None
Spread	0.25%	No charge
Transfer Fee	5 baht per 1,000 units	5 baht per 1,000 units

Remark : All above mentioned fees are inclusive of Value Added Tax or Specific Business Tax or other taxes.

More explanation :

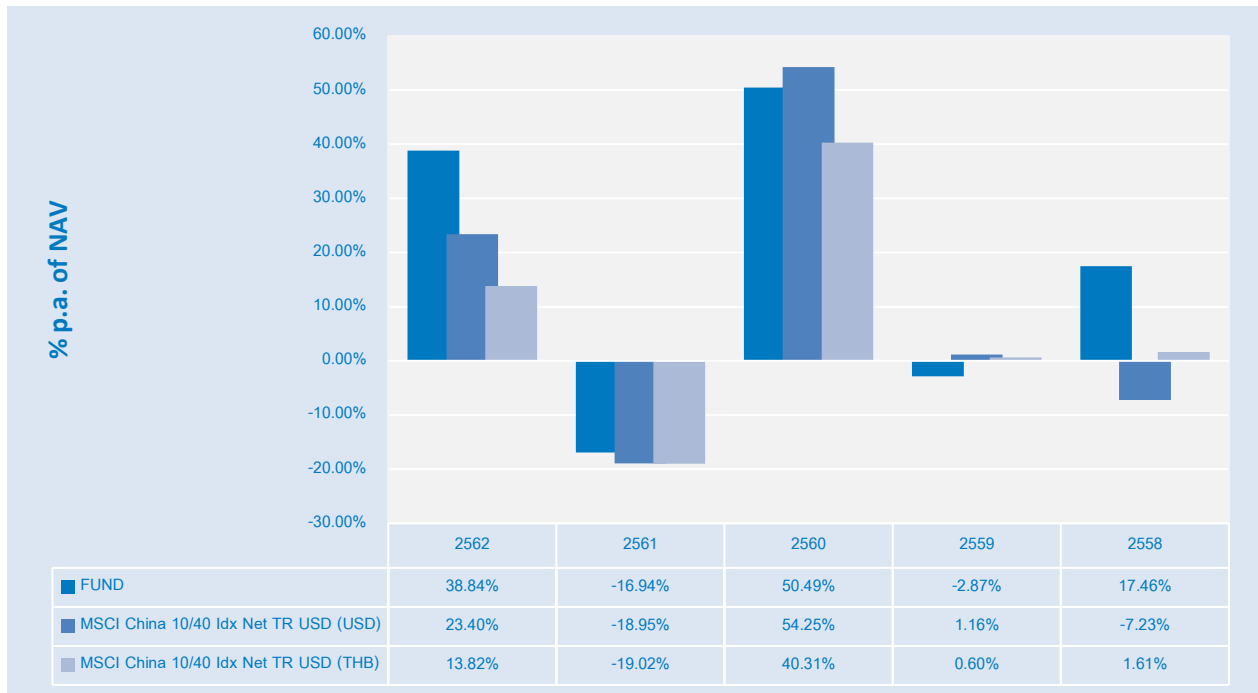
- 1.TMBAM reserves right to have different front-end fee scheme for each investor type
- 2.The Management Company will waive the front-end fee/switching-in fee for investors who directly open trading accounts with the Management Company and meet the following criteria: Non-profit institutional investors established under the Securities and Exchange Act B.E. 1992, Institutional investors established under the Social Security Act B.E. 1990, Life and non-life insurance companies and specialized banks, Provident funds under management of TMB Asset Management Company Limited, The unit-linked accounts of life insurance companies that are appointed by TMBAM as subscription or redemption supporting agents.
- 3.Spread will be charged from unit holders when subscribe, redeem, or switching by including into offer,bid or switching prices.



Fund performance

Past performance is not a guarantee of future performance

Calendar year performance



- Maximum drawdown of the investment in the last five years : -27.56
- Standard deviation of the fund performance : 17.89
- Fund category based on peer group fund performance : Greater China Equity

Fund performance

FUND	Year to date	3 Months	Percentile	6 Months	Percentile	1 Year	Percentile	3 Years	Percentile	5 Years	Percentile	Since inception
FUND	21.85%	23.94%	50th	24.15%	25th	35.81%	50th	16.19%	5th	18.55%	5th	15.90%
Benchmark	20.22%	21.70%	75th	20.01%	75th	34.88%	50th	5.81%	50th	9.85%	25th	9.52%
Standard Deviation (FUND)	22.17%	20.02%	25th	23.62%	25th	19.28%	25th	19.44%	95th	17.89%	75th	18.84%
Standard Deviation (Benchmark)	25.24%	22.85%	75th	26.94%	50th	22.04%	50th	20.10%	95th	19.10%	75th	20.08%

Remark : All periods longer than one year are annualized.

date as of 31 August 2020

Investors can view the current information at www.tmbameastspring.com

Peer group fund performance : Greater China Equity Date as of 31 August 2020

Peer Percentile	Return (%)						Standard Deviation (%)					
	3M	6M	1Y	3Y	5Y	10Y	3M	6M	1Y	3Y	5Y	10Y
5 th Percentile	28.33	31.79	45.15	15.51	18.14	7.20	19.82	22.12	18.90	16.59	15.14	14.44
25 th Percentile	24.45	23.93	36.04	7.80	9.71	6.21	20.88	25.53	21.29	17.51	16.91	17.03
50 th Percentile	22.91	20.36	26.99	5.34	6.64	4.75	21.85	27.47	22.58	18.58	17.55	18.02
75 th Percentile	28.33	31.79	45.15	15.51	18.14	7.20	19.82	22.12	18.90	16.59	15.14	14.44
95 th Percentile	5.26	-2.45	-1.60	-6.29	-2.47	-0.79	28.38	32.31	25.97	20.95	19.82	21.58

Master Fund Performance

	Year to date	3 Months	6 Months	1 Year	3 Years	5 Years	Since inception
Share Class	23.85%	24.79%	25.95%	39.77%	20.11%	22.94%	18.03%
Benchmark	15.90%	24.31%	21.90%	32.55%	8.08%	12.97%	10.45%

Master Fund Calendar year Performance

	2019	2018	2017	2016	2015	2014
Share Class	44.51%	-14.19%	61.49%	-0.93%	17.45%	3.17%
Benchmark	23.40%	-18.95%	54.25%	1.16%	-7.23%	14.67%

Information as of 31 August 2020

View current performance at www.tmbameastspring.com

The Fund's Benchmark MSCI China 10/40 Idx Net TR USD adjusted by USD/THB exchange rate, as of the NAV calculation date



For further information

Dividend policy :	None
Trustee :	Kasikornbank Plc.
Registration Date :	13 October 2014
Fund Maturity :	indefinite
Subscription and Redemption	Subscription Date : every working day
	Within : 8.30 hrs.
	To : 15.30 hrs.
	IPO (Baht) : 10 Baht
	Minimum Initial Subscription : 1 Baht
	Minimum Subsequent Subscription : 1 Baht
	Redemption Date : every working day
	Within : 8.30 hrs.
	To : 15.30 hrs.

	<p>Settlement Period : The management company will arrange to pay the redemption of investment units within 5 business days¹ from the redemption date.</p> <p>(Generally within 4 business days after the trading day (T * + 4 business days)</p> <p>Note:</p> <p>¹Foreign holidays of foreign fund management businesses shall not be counted in the same manner as mutual fund management businesses. The mutual fund management company has specified the foreign holidays as mentioned in the prospectus.</p>
Investors can view daily NAV at	website : www.tmbameastspring.com
Portfolio Turnover Ratio	31.07 %
Subscription or Redemption Supporting Agents	Bank of TMB PCL.(All branches) Tel. 0-2299-1111 or the appointed selling agents. Investors can Find more information at www.tmbameastspring.com
Fund Manager :	Ms. Pornsajee Worasuttipisit Start Date 1 July 2016
Enquiry for Prospectus/ Complaints :	TMB Asset Management Co., Ltd. 32nd Fl. Abdulrahim Place 990 Rama IV Rd., Silom, Bangrak, Bangkok 10500 Tel : 0-2838-1800 website : www.tmbameastspring.com
citizens of the USA or residents of the USA	No
Potential conflict of interest	Company shall refrain from any transactions pertaining conflict of interests and related party. Find more information at

	www.tmbameastspring.com
Other Information	<p>Detail of Master Fund</p> <p>Master Fund : UBS (Lux) Equity Fund – China Opportunity (USD)</p> <p>Type : Equity Fund</p> <p>Class I-A1-acc</p> <p>Share Class (Launch Date) : 29 Jan 2014</p> <p>Investment Manager : UBS Asset Management (Hong Kong)</p> <p>Custodian : UBS (Luxembourg) S.A., Bloomberg Code : SBCEIA1:LX</p> <p>Management Fee : 0.96% of NAV</p>

- Investing in Investment Units is not a money deposit and is not under the protections of the Deposit Protection Agency. Therefore, investment in Mutual Fund involves risk including possible loss of the principal amount invested.
- The fund is approved by The office of the SEC.
- The draft prospectus for This Fund does not indicate that The office of the SEC has certified the accuracy of the information contained in the prospectus nor guaranteed the price or return on investment for such fund. The Management Company has reviewed the information in this summary prospectus as at 31 August 2020 with professional care as the party responsible for the management of the fund and certifies that the above information is correct, true and not misleading.