



TMBAM Asset

Management Co., Ltd.

Which certified by CAC

TMB EASTSPRING Asia

Active Equity Fund

TMBAGLF

Equity Fund

Feeder Fund

Fund investing primarily offshore with foreign investment related risks



What are you investing in?



Who is the Fund suitable for?



What are the key risks of the Fund?



Asset allocation of the Fund



Fees and Charges



Fund performance



For further information

Investment in mutual Funds is not a money deposit.



What are you investing in?

1.1 Investment Policy

1. Underlying asset

•TMB EASTSPRING Asia Active Fund will mainly invest in an off-shore mutual fund (master fund), Schroder International Selection Fund - Emerging Asia Share Class A2 Acc USD, not less than 80% on accounting-year average of net asset value and are listed on the Luxembourg Stock Exchange and invest in USD.

2. Master fund's investment policy

Schroder International Selection Fund - Emerging Asia invests at least two-thirds of its assets in equities of companies in emerging markets in Asia.

Investors can view more Master Fund Information at <https://www.schroders.lu>

1.2 Management Style

1. TMB EASTSPRING Asia Active Fund aims to achieve return reflecting the performance of the master fund. (passive management)

2. Schroder International Selection Fund - Emerging Asia (master fund) applies an active management strategy.



Who is the Fund suitable for?

1. Investor who can take a risk from principle reducing compare with the opportunity to receive return that is much more than receive return from fixed income investment

2. Investors who need to diversify their investment into foreign countries and can accept foreign equity investment risk

This fund is not suitable for:

1. Investor who need to use money in short-term period

2. Investor who can not take a risk from principle reducing



For further clarification on this investment policy and potential risks, what should you do?

- Read the full prospectus or seek advice from the management company or its appointed selling agents.
- Do not invest without sufficient understanding on the characteristics and risks of this Fund.



What are the key risks of the Fund?

Warnings & Recommendation

1. This fund has no capital protection scheme.

2. The investment of Schroder International Selection Fund - Emerging Asia is mainly denominated in USD, so, in order to reduce such FX translation risk, TMB EASTSPRING Asia Active Fund may enter into FX swap and/or forward or futures to hedge currency risk exposures, depending on fund manager's discretion. The Fund is not fully hedge a foreign exchange risk the investors may lose or gain value from

foreign exchange that has not been hedged, or may receive return less than their initial investments.

3. TMB EASTSPRING Asia Active Fund may be subject to currency risk which is the risk that fluctuations in exchange rates will affect the market value of the fund, either positive or negative, due to Schroder International Selection Fund - Emerging Asia Fund (Master Fund)'s investment may be denominated in number of different currencies. Moreover, the master fund's manager may from time to time seek to control the exposure to currency fluctuation risks by the use of Fx hedging.

4. TMBAM has an objective not to offer its fund units to or for the benefit of

1) citizens of the USA or residents of the USA [including the territories of or occupied/controlled by the USA] including those who hold US passports or greencards , 2) Legal entities organized under the US law including company, Limited Partnership, etc, as well as the branch of such entities, 3) organizations belonging to the US Government in the USA and outside the USA, 4) investors who contact or receive information or place order related to TMBAM's fund or pay/receive payment with respect to TMBAM's fund in the USA. This also includes investors who use the agent/manager in the USA to perform such functions, and 5) the assets (such as private fund/trust) of the aforesaid persons or legal entities in 1-4. As such, TMBAM reserves its right to deny or restrain subscription, allocation and/or transfer its fund unit for the above-mentioned investors, whether directly or indirectly.

5. In the event that the Management Company has entered into an obligation or agreement with a foreign state and/or the government of a foreign state or if it is

required to comply with a law or a regulation of a foreign state regardless of the effective date of such obligation (e.g. the United States Foreign Account Tax Compliance Act (FATCA)), the Unitholder(s) acknowledge and agree that the Management Company may act or perform its obligation according to the relevant law and/or regulation to which the Management Company is subject, including but not limited to disclosing information of the Unitholder(s) or withholding and withholdable payment payable to the Unitholder(s), and may act or perform any other action necessary for complying such relevant Thai and foreign law and/or regulation to which the Management Company is subject, and shall provide any information, document, and consent to Management Company upon request in performing such duty.

*For further information at www.tmbameastspring.com

Risk Spectrum of the Fund



Explanation of Risk

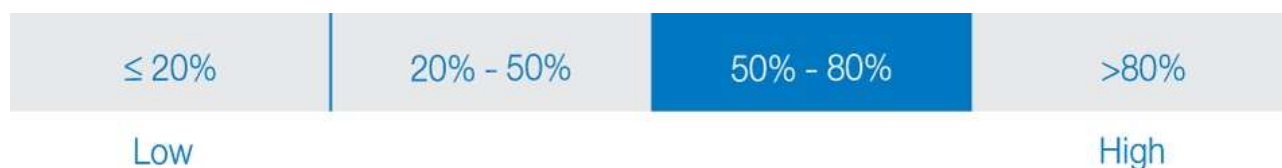
- market risk

standard deviation : SD



Market Risk means the risk that the values of securities which the Fund has invested may increase or decrease due to outside factors such as economic/ investment situations, political factors both internally and internationally which could be considered from the Standard Deviation (SD) of the Fund. If the Fund has a high SD, it is an indicator that the Fund has high a fluctuation from the changes in the prices of securities.

High sector concentration risk



High country concentration risk



Remark : Remark : The concentration occurs among CHINA

- exchange rate risk



Currency Risk is the possibility that changes in exchange rate will affect the value of investment units. For example, if a mutual fund invests in securities denominated in US Dollar during Thai Baht depreciation and the units are subsequently sold when Thai Baht appreciates, the mutual fund will receive lower return in Thai Baht. On the other hand, if the same fund invests in securities denominated in US Dollar during Thai Baht appreciation and the units are subsequently sold when Thai Baht depreciates, the mutual fund will receive higher return in Thai Baht. Therefore, currency hedging techniques as follows are key tools to manage such risk.

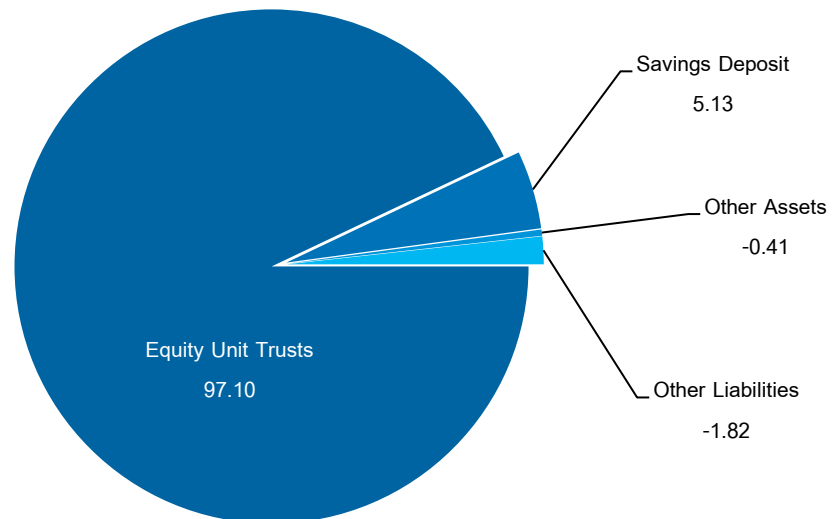
- Hedging at discretion of the fund manager: Investors may be exposed to currency

risk because it is the discretion of the fund manager whether to use a currency hedging technique.

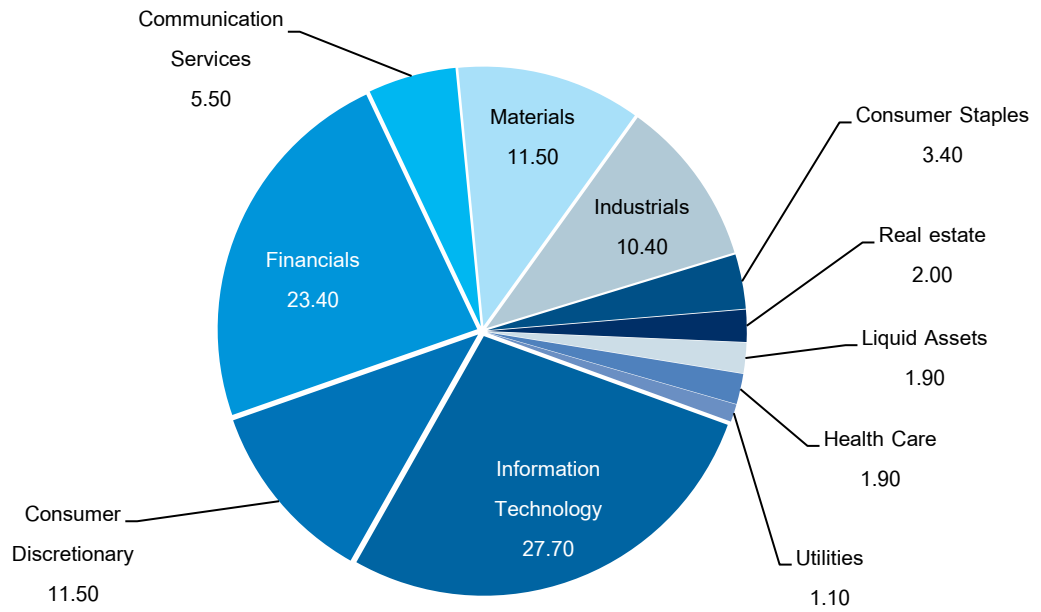
* For further information at www.tmbameastspring.com



Asset allocation of the Fund (% of NAV)



date as of 31 May 2022



Master Fund Information as of 30 April 2022

| Top Five Holdings (% of NAV) | |
|---|----------|
| NAME | % Of NAV |
| Schroder International Selection Fund - Emerging Asia | 97.10 |

Information as of 31 May 2022

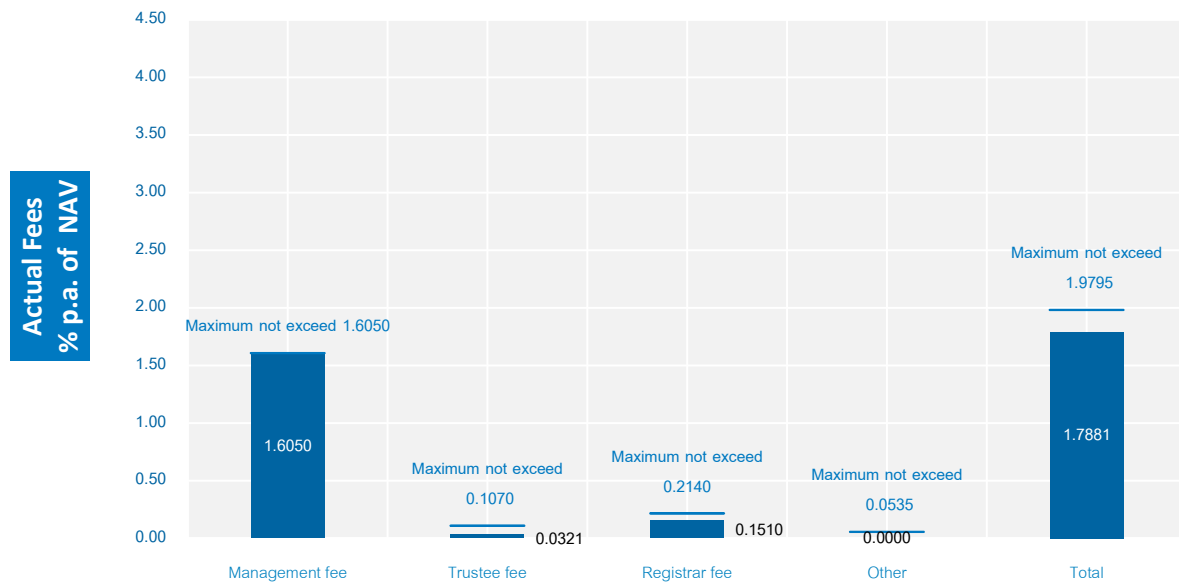


Fees and Charges

* Fees affect the return on investment, investors should consider such fees before making an investment decision *

Fees Charged to the Fund (% of NAV)

Fees Charged to the Fund



More explanation :

1. Fees charged to the fund (As % per annum of total asset value deducted by total liabilities except for Management fee, Trustee Fee and Registrar Fee) (including VAT)
2. Any other expenses are an expectable expenses
3. Historical fee charged for the past 3 years can be found at https://www.tmbameastspring.com/THDocs/QA/I13_02.pdf

4. In the event that off-shore mutual fund (master fund) will partially return management fee due to The Fund invest in master fund, called Rebate fee, the management company will transfer total amount of rebate fee to the fund

Fees Charged to Unitholders (% of transaction amount)

| Details | Maximum Charge | Actual Charge |
|----------------------------------|---------------------------|---------------------------|
| Front-end Fee / Switching in Fee | 1.50 | 1.50 |
| Back-end Fee / Switching out Fee | None | None |
| Spread | 0.25% | No charge |
| Transfer Fee | 5 baht per 1,000 units | 5 baht per 1,000 units |

Remark : All above mentioned fees are inclusive of Value Added Tax or Specific Business Tax or other taxes.

More explanation :

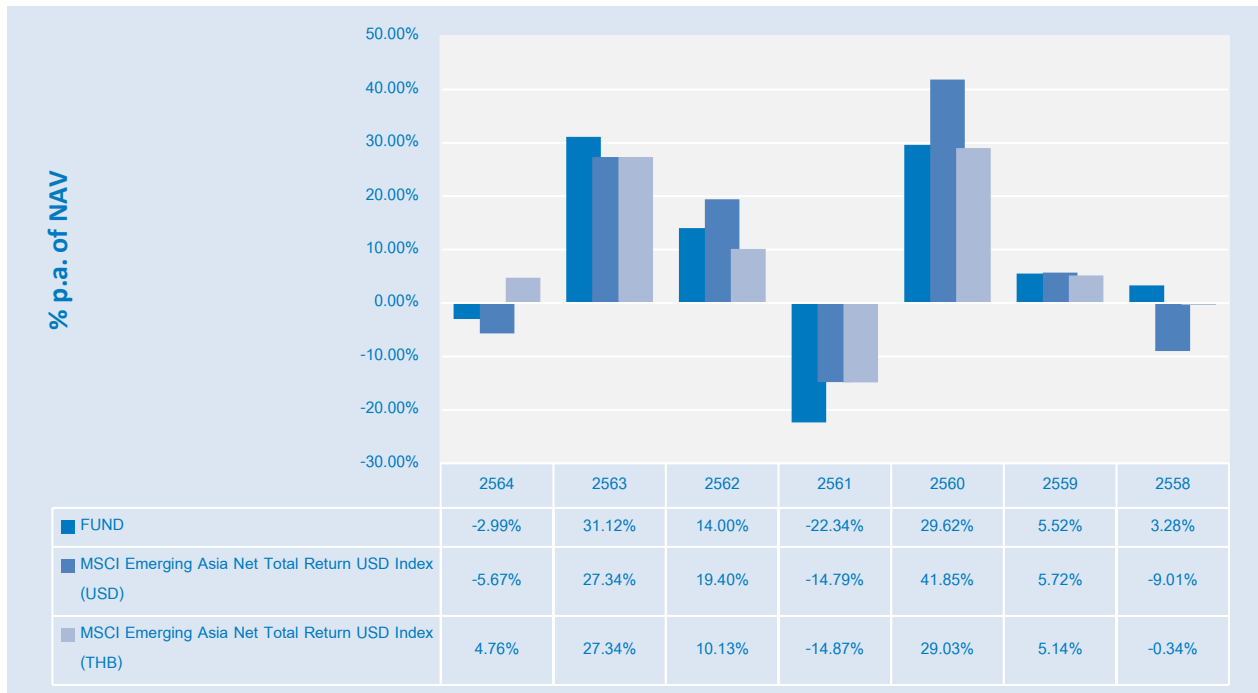
1. TMBAM reserves right to have different front-end fee scheme for each investor type
2. The Management Company will waive the front-end fee/switching-in fee for investors who directly open trading accounts with the Management Company and meet the following criteria: Non-profit institutional investors established under the Securities and Exchange Act B.E. 1992, Institutional investors established under the Social Security Act B.E. 1990, Life and non-life insurance companies and specialized banks, Provident funds under management of TMB Asset Management Company Limited, The unit-linked accounts of life insurance companies that are appointed by TMBAM as subscription or redemption supporting agents.
3. Spread will be charged from unit holders when subscribe, redeem, or switching by including into offer, bid or switching prices.



Fund performance

Past performance is not a guarantee of future performance

Calendar year performance



- Maximum drawdown of the investment in the last five years : -39.59
- Standard deviation of the fund performance : 19.47
- Fund category based on peer group fund performance : Asia Pacific Ex Japan

Fund performance

| FUND | Year to date | 3 Months | Percentile | 6 Months | Percentile | 1 Year | Percentile | 3 Years | Percentile | 5 Years | Percentile | Since inception |
|--------------------------------|--------------|----------|------------|----------|------------|---------|------------|---------|------------|---------|------------|-----------------|
| FUND | -12.33% | -7.58% | 75th | -12.86% | 75th | -20.70% | 75th | 7.62% | 25th | 2.15% | 75th | 4.58% |
| Benchmark | -9.85% | -3.15% | 5th | -10.46% | 50th | -14.59% | 50th | 9.34% | 25th | 4.85% | 25th | 5.68% |
| Standard Deviation (FUND) | 26.53% | 29.17% | 75th | 24.71% | 75th | 20.49% | 75th | 21.69% | 95th | 19.47% | 95th | 18.06% |
| Standard Deviation (Benchmark) | 23.28% | 27.13% | 50th | 22.03% | 50th | 19.21% | 75th | 19.08% | 95th | 16.98% | 95th | 15.96% |

Remark : All periods longer than one year are annualized.

date as of 31 May 2022

Investors can view the current information at www.tmbameastspring.com

Peer group fund performance : Asia Pacific Ex Japan Date as of 31 May 2022

| Peer Percentile | Return (%) | | | | | | Standard Deviation (%) | | | | | |
|-----------------------------|------------|--------|--------|-------|-------|------|------------------------|-------|-------|-------|-------|-------|
| | 3M | 6M | 1Y | 3Y | 5Y | 10Y | 3M | 6M | 1Y | 3Y | 5Y | 10Y |
| 5 th Percentile | -3.17 | -5.03 | -10.81 | 11.30 | 6.42 | 9.80 | 20.47 | 18.42 | 16.22 | 14.80 | 13.47 | 12.10 |
| 25 th Percentile | -4.77 | -9.47 | -14.37 | 7.59 | 3.48 | 5.27 | 23.36 | 19.81 | 16.59 | 16.12 | 14.95 | 13.09 |
| 50 th Percentile | -6.03 | -12.83 | -18.31 | 4.97 | 2.33 | 4.07 | 27.16 | 22.22 | 18.13 | 17.81 | 16.35 | 14.58 |
| 75 th Percentile | -3.17 | -5.03 | -10.81 | 11.30 | 6.42 | 9.80 | 20.47 | 18.42 | 16.22 | 14.80 | 13.47 | 12.10 |
| 95 th Percentile | -12.43 | -19.40 | -30.75 | 0.30 | -3.27 | 2.35 | 37.83 | 30.44 | 25.05 | 20.89 | 18.85 | 15.57 |

Master Fund Performance

| | Year to date | 3 Months | 6 Months | 1 Year | 3 Years | 5 Years | Since inception |
|-------------|--------------|----------|----------|---------|---------|---------|-----------------|
| Share Class | -13.48% | -7.89% | -12.82% | -20.91% | 9.67% | 4.51% | 9.01% |
| Benchmark | -12.99% | -7.68% | -11.71% | -22.03% | 7.00% | 4.75% | 5.45% |

Master Fund Calendar year Performance

| | 2021 | 2020 | 2019 | 2018 | 2017 | 2016 | 2015 | 2014 | 2013 | 2012 |
|-------------|--------|--------|--------|---------|--------|-------|--------|-------|--------|-------|
| Share Class | -1.56% | 34.84% | 18.40% | -20.51% | 38.19% | 6.83% | 1.20% | 9.95% | 22.33% | 5.10% |
| Benchmark | -4.74% | 27.34% | 20.06% | -15.82% | 42.97% | 6.51% | -9.62% | 4.78% | 1.63% | 6.23% |

Information as of 31 May 2022

View current performance at www.tmbameastspring.com

The Fund's Benchmark MSCI Emerging Asia Net Total Return USD Index adjusted by USD/THB exchange rate, as of the NAV calculation date



For further information

| | |
|-----------------------------|--|
| Dividend policy : | None |
| Trustee : | Kasikornbank Plc. |
| Registration Date : | 30 October 2014 |
| Fund Maturity : | indefinite |
| Subscription and Redemption | Subscription Date : every working day |
| | Within : 8.30 hrs. |
| | To : 15.30 hrs. |
| | IPO (Baht) : 10 Baht |
| | Minimum Initial Subscription : 1 Baht |
| | Minimum Subsequent Subscription : 1 Baht |
| | Redemption Date : every working day |
| | Within : 8.30 hrs. |
| | To : 15.30 hrs. |

| | |
|--|--|
| | <p>Settlement Period : The management company will arrange to pay the redemption of investment units within 5 business days¹ from the redemption date. (Currently and in normal conditions within 4 business days after the trading day (T*+4 business days)</p> <p>Note:</p> <p>¹Foreign holidays of foreign fund management businesses shall not be counted in the same manner as mutual fund management businesses. The mutual fund management company has specified the foreign holidays as mentioned in the prospectus.</p> |
| Investors can view daily NAV at | website : www.tmbameastspring.com |
| Portfolio Turnover Ratio | 0.58 % |
| Subscription or Redemption Supporting Agents | Bank of TTB PCL.(All branches) Tel. 0-2299-1111 or the appointed selling agents. Investors can Find more information at www.tmbameastspring.com |
| Fund Manager : | Ms. Pornsajee Worasuttipisit Start Date 1 June 2016 |
| Enquiry for Prospectus/ Complaints : | TMB Asset Management Co., Ltd. 9th floor, Mitrtown Office Tower 944 Rama 4 Road, Wangmai Pathumwan, Bangkok 10330 Tel : 0-2838-1800 website : www.tmbameastspring.com |
| citizens of the USA or residents of the USA | No |
| Potential conflict of interest | Company shall refrain from any transactions pertaining conflict of interests and related party. Find more information at |

| | |
|-------------------|---|
| | <p>www.tmbameastspring.com</p> |
| Other Information | <p>1.TMBAM will arrange for the redemption proceeds to be paid to representative of UnitLinked Insurance's policyholder within 5 business days after the transaction becomes effective.According to the SEC regulation, Life Insurance Company will have to arrange to the effect that such proceeds from redemption be paid to the policyholder within 5 business days after the redemption transaction is effective Such payment by the Life Insurance Company is in accordance with the terms and conditions stated in the UnitLinked Insurance Policy.</p> <p>2.Detail of Master Fund</p> <p>Master Fund : Schroder International Selection Fund - Emerging Asia</p> <p>Type : Equity Fund</p> <p>Class : A2 Acc USD</p> <p>Inception Date : (9-10-2004)</p> <p>Investment Manager :Schroder Investment Management (Europe) S.A.</p> <p>Custodian Bank : J.P. Morgan Bank Luxembourg S.A.</p> <p>Bloomberg Code :SCHEAAA LX</p> <p>Management Fee* : 1.50%</p> <p>*In the event that off-shore mutual fund (master fund) will partially return management fee due to The Fund invest in master fund, called Rebate fee, the management company will transfer total amount of rebate fee to the fund</p> |

- Investing in Investment Units is not a money deposit and is not under the protections of the Deposit Protection Agency. Therefore, investment in Mutual Fund involves risk including possible loss of the principal amount invested.
- The fund is approved by The office of the SEC.
- The draft prospectus for This Fund does not indicate that The office of the SEC has certified the accuracy of the information contained in the prospectus nor guaranteed the price or return on investment for such fund. The Management Company has reviewed the information in this summary prospectus as at 31 May 2022 with professional care as the party responsible for the management of the fund and certifies that the above information is correct, true and not misleading.