



TMBAM Asset
Management Co., Ltd.
Which certified by CAC

TMB SET50 FUND

TMB50

Equity Fund

Not Exposed to Foreign Investment Risk



What are you investing in?



Who is the Fund suitable for?



What are the key risks of the Fund?



Asset allocation of the Fund



Fees and Charges



Fund performance



For further information

Investment in mutual Funds is not a money deposit.



What are you investing in?

1.1 Investment Policy

To track performance of SET50 Index. The fund will fully invest in stocks which are the constituents or representative of the SET50 index

1.2 Management Style

This fund seeks to track investment returns of SET50 index (passive management)



Who is the Fund suitable for?

The investors that can accept high risk from investments in securities and can accept high fluctuation on the value of the Investment Units

This fund is not suitable for:

- The investors who aim to receive certain amount of return or protect full amount of principal.
- The investors who can't take the risk of the reduction in principal from investing in equity and expect return close to the SET50 index



For further clarification on this investment policy and potential risks, what should you do?

- Read the full prospectus or seek advice from the management company or its appointed selling agents.
- Do not invest without sufficient understanding on the characteristics and risks of this Fund.



What are the key risks of the Fund?

Warnings & Recommendation

1.The Fund may invest in derivatives to efficiently manage its portfolio.Therefore, this fund has higher risk than other funds

2.Investors should invest in this Fund only when fully understand about derivatives and should consider the investing experience, investment objective and financial position before investing in this Fund.

3.TMBAM has an objective not to offer its fund units to or for the benefit of

1) citizens of the USA or residents of the USA [including the territories of or occupied / controlled by the USA including those who hold US passports or greencards

2) Legal entities organized under the US law including company, Limited Partnership, etc, as well as the branch of such entities

3) organizations belonging to the US Government in the USA and outside the USA

4) investors who contact or receive information or place order related to TMBAM's fund or pay/receive payment with respect to TMBAM's fund in the USA. This also includes investors who use the agent/manager in the USA to perform such functions

5) the assets (such as private fund/trust) of the aforesaid persons or legal entities in 1-4.

As such, TMBAM reserve its right to deny or restrain subscription,allocation and/or transfer its fund unit for the above-mentioned investors,whether directly or indirectly.

4.In the event that the Management Company has entered into an obligation or agreement with a foreign state and/or the government of a foreign state or if it is

required to comply with a law or a regulation of a foreign state regardless of the effective date of such obligation (e.g. the United States Foreign Account Tax Compliance Act (FATCA)), the Unitholder(s) acknowledge and agree that the Management Company may act or perform its obligation according to the relevant law and/or regulation to which the Management Company is subject, including but not limited to disclosing information of the Unitholder(s) or withholding and withholdable payment payable to the Unitholder(s), and may act or perform any other action necessary for complying such relevant Thai and foreign law and/or regulation to which the Management Company is subject, and shall provide any information, document, and consent to Management Company upon request in performing such duty.

*For further information at www.tmbameastspring.com


Risk Speotrum of the Fund



Explanation of Risk

- market risk

standard deviation : SD



Equity Focus Groups



Market Risk means the risk that the values of securities which the Fund has invested may increase or decrease due to outside factors such as economic/ investment situations, political factors both internally and internationally which could be considered from the Standard Deviation (SD) of the Fund. If the Fund has a high SD, it is an indicator that the Fund has high a fluctuation from the changes in the prices of securities.

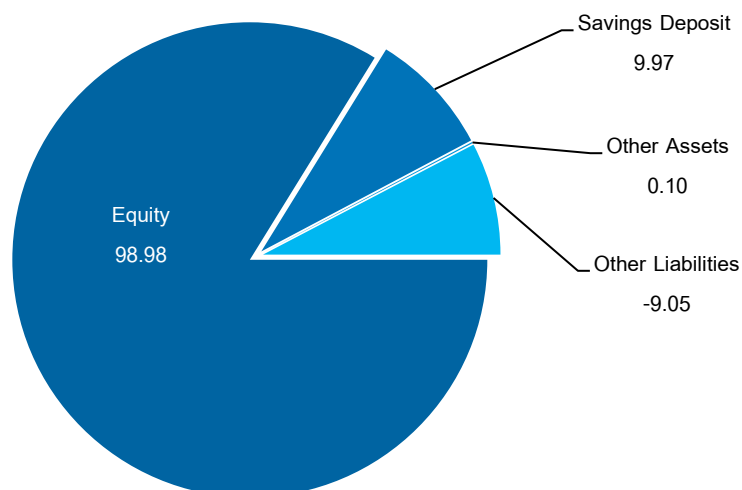
High issuer concentration risk



* For further information at www.tmbameastspring.com



Asset allocation of the Fund (% of NAV)



date as of 31 July 2020

Top Five Holdings (% of NAV)

| NAME | % Of NAV |
|------------------------------|----------|
| 1.PTT Plc. | 11.37 |
| 2.Airports of Thailand Plc. | 7.51 |
| 3.CP All Plc. | 6.26 |
| 4.Advanced Info Service Plc. | 5.62 |
| 5.The Siam Cement Plc. | 4.68 |

Information as of 31 July 2020

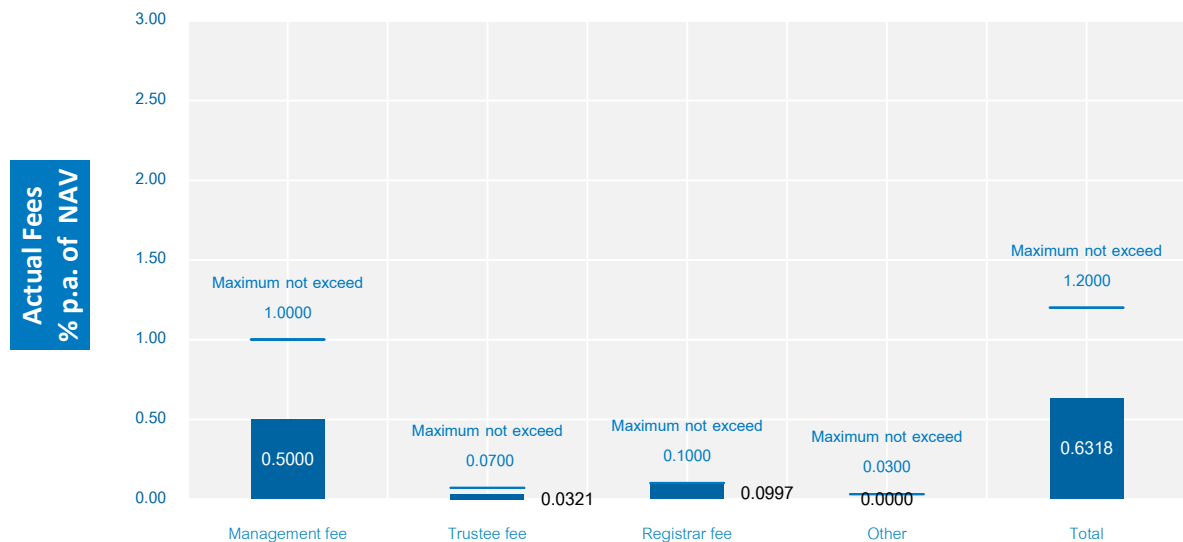


Fees and Charges

* Fees affect the return on investment, investors should consider such fees before making an investment decision *

Fees Charged to the Fund (% of NAV)

Fees Charged to the Fund



More explanation :

1. Fees charged to the fund (As % per annum of total asset value deducted by total liabilities except for Management fee, Trustee Fee and Registrar Fee) (including VAT)
2. Any other expenses are an expectable expenses
3. Historical fee charged for the past 3 years can be found at www.tmbameastspring.com

Fees Charged to Unitholders (% of transaction amount)

| Details | Maximum Charge | Actual Charge |
|----------------------------------|---------------------------|---------------------------|
| Front-end Fee / Switching in Fee | None | None |
| Back-end Fee / Switching out Fee | None | None |
| Spread | 0.30% | 0.10% |
| Transfer Fee | 5 baht per 1,000 units | 5 baht per 1,000 units |

Remark : All above mentioned fees are inclusive of Value Added Tax or Specific Business Tax or other taxes.

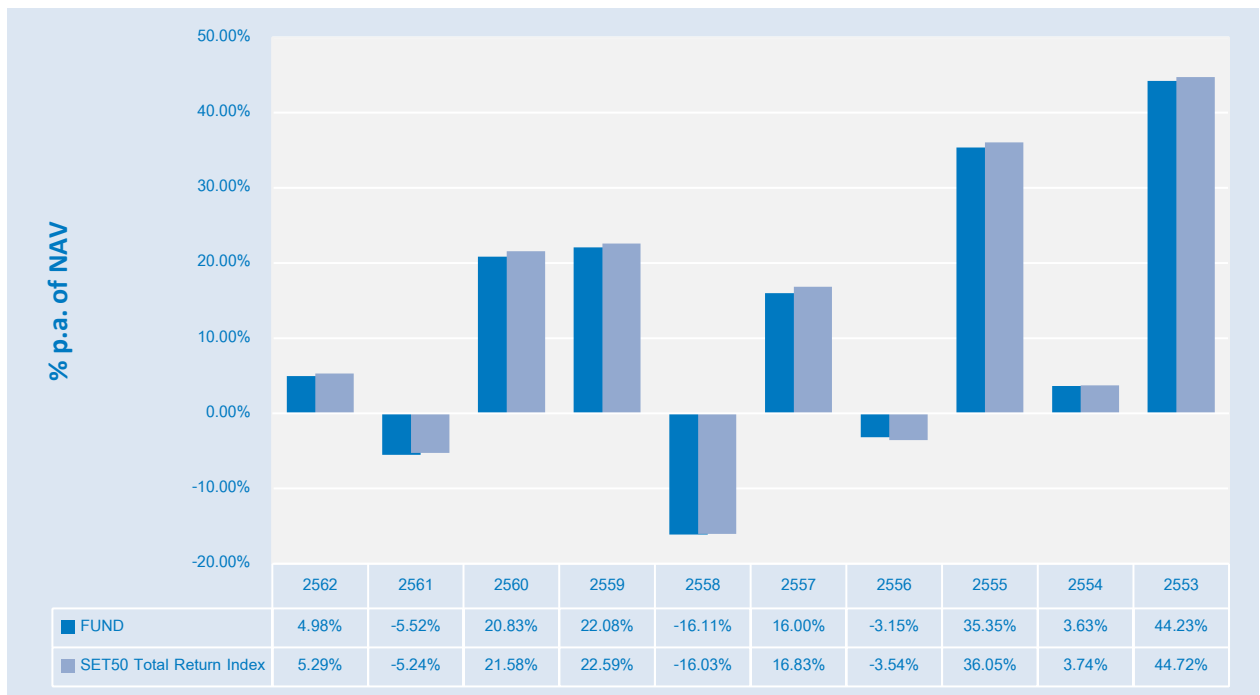
More explanation : Spread will be charged from unit holders when subscribe, redeem, or switching by including into offer,bid or switching prices.



Fund performance

Past performance is not a guarantee of future performance

Calendar year performance



- Maximum drawdown of the investment in the last five years : -39.78
- Standard deviation of the fund performance : 18.21
- Tracking error : 0.62
- Fund category based on peer group fund performance : SET 50 Index Fund

Fund performance

| FUND | Year to date | 3 Months | Percentile | 6 Months | Percentile | 1 Year | Percentile | 3 Years | Percentile | 5 Years | Percentile | 10 Years | Percentile | Since inception ¹ |
|--------------------------------|--------------|----------|------------|-------------|------------|-------------|------------|---------|------------|---------|------------|----------|------------|------------------------------|
| FUND | -17.71% | -1.28% | 75th | - 13.63% | 50th | - 21.47% | 25th | -2.30% | 25th | 0.85% | 50th | 7.15% | 50th | 11.69% |
| Benchmark | -17.49% | -1.07% | 5th | - 13.44% | 25th | - 21.12% | 5th | -1.96% | 5th | 1.26% | 5th | 7.50% | 25th | N.A. ² |
| Standard Deviation (FUND) | 39.19% | 21.04% | 25th | 42.03% | 25th | 30.87% | 25th | 20.11% | 95th | 18.21% | 95th | 18.30% | 95th | 22.40% |
| Standard Deviation (Benchmark) | 39.89% | 21.22% | 95th | 42.79% | 95th | 31.40% | 95th | 20.43% | 95th | 18.44% | 95th | 18.48% | 95th | N.A. ² |

Remark :

¹All periods longer than one year are annualized.

² There are no data indicators that TRI covering such investment periods date as of 31 July 2020

Investors can view the current information at www.tmbameastspring.com

Peer group fund performance : SET 50 Index Fund Date as of 31 July 2020

| Peer Percentile | Return (%) | | | | | | Standard Deviation (%) | | | | | |
|-----------------------------|------------|--------|--------|-------|------|------|------------------------|-------|-------|-------|-------|-------|
| | 3M | 6M | 1Y | 3Y | 5Y | 10Y | 3M | 6M | 1Y | 3Y | 5Y | 10Y |
| 5 th Percentile | -1.10 | -13.35 | -21.16 | -2.08 | 1.23 | 7.56 | 20.34 | 41.60 | 30.52 | 18.14 | 15.52 | 15.80 |
| 25 th Percentile | -1.19 | -13.60 | -21.53 | -2.37 | 0.89 | 7.16 | 21.04 | 42.06 | 30.90 | 18.40 | 15.74 | 16.06 |
| 50 th Percentile | -1.25 | -13.70 | -21.76 | -2.73 | 0.62 | 6.95 | 21.09 | 42.18 | 30.98 | 18.48 | 15.79 | 16.11 |
| 75 th Percentile | -1.10 | -13.35 | -21.16 | -2.08 | 1.23 | 7.56 | 20.34 | 41.60 | 30.52 | 18.14 | 15.52 | 15.80 |
| 95 th Percentile | -2.60 | -13.97 | -22.32 | -3.14 | 0.02 | 6.12 | 21.31 | 42.32 | 31.05 | 18.53 | 15.88 | 16.20 |

The Fund's Benchmark SET50 Total Return Index



For further information

| | |
|--|---|
| Dividend policy : | None |
| Trustee : | Kasikornbank Plc. |
| Registration Date : | 29 March 2001 |
| Fund Maturity : | indefinite |
| Subscription and Redemption | Subscription Date : Every working day |
| | Within : 8.30 hrs. |
| | To : 15.30 hrs. |
| | IPO (Baht) : 10 Baht |
| | Minimum Initial Subscription : 1 Baht |
| | Minimum Subsequent Subscription : 1 Baht |
| | Redemption Date : every working day |
| | Within : 8.30 hrs. |
| | To : 15.30 hrs. |
| | Settlement Period : The management company will arrange the payment of the redemption of investment units to the unitholders within 4 business days following the date of selling the investment units. (Generally paid within 2 business days after the sales order can be processed) |
| Investors can view daily NAV at | website : www.tmbameastspring.com |
| Portfolio Turnover Ratio | 38.55 % |
| Subscription or Redemption Supporting Agents | Bank of TMB PCL.(All branches) Tel. 0-2299-1111 or the appointed selling agents. Investors can Find more information at www.tmbameastspring.com |

| | |
|--|---|
| Fund Manager : | Poksunart Chitmunchaitham Start Date 28 June 2017 |
| Enquiry for Prospectus/ Complaints : | TMB Asset Management Co., Ltd. 32nd Fl. Abdulrahim Place 990 Rama IV Rd., Silom, Bangrak, Bangkok 10500 Tel : 0-2838-1800 www.tmbameastspring.com |
| citizens of the USA or residents of the USA | No |
| Potential conflict of interest | Company shall refrain from any transactions pertaining conflict of interests and related party. Find more information at www.tmbameastspring.com |
| Other Information | TMB50 will arrange for the redemption proceeds to be paid to representative of Unit-Linked Insurance's policyholder within 4 business days after the transaction becomes effective. According to the SEC regulation, Life Insurance Company will have to arrange to the effect that such proceeds from redemption be paid to the policyholder within 5 business days after the redemption transaction is effective Such payment by the Life Insurance Company is in accordance with the terms and conditions stated in the Unit-Linked Insurance Policy. |

- Investing in Investment Units is not a money deposit and is not under the protections of the Deposit Protection Agency. Therefore, investment in Mutual Fund involves risk including possible loss of the principal amount invested.
- The fund is approved by The office of the SEC.
- The draft prospectus for This Fund does not indicate that The office of the SEC has certified the accuracy of the information contained in the prospectus nor guaranteed the price or return on investment for such fund. The Management Company has reviewed the information in this summary prospectus as at 31 July 2020 with professional care as the party responsible for the management of the fund and certifies that the above information is correct, true and not misleading.